

DEPARTMENT OF THE ARMY TECHNICAL MANUAL

DS, GS, and Depot Maintenance Repair Parts
and Special Tools Lists

RECEIVERS, RADIO R-1041/ARN,
R-1041A/ARN, AND R-1041B/ARN

Headquarters, Department of the Army, Washington, D. C.
20 October 1969

Current as of 1 August 1969

	Paragraph	Page
Section		
I. INTRODUCTION		
Scope	1	2
General	2	2
Explanation of columns	3	2
Special information	4	4
Location of repair parts	5	4
Federal supply codes for manufacturers	6	4
Recommendations for maintenance publication improvements	7	4
II. REPAIR PARTS FOR DIRECT SUPPORT, GENERAL SUPPORT, AND DEPOT MAINTENANCE		5
III. SPECIAL TOOLS, TEST, AND SUPPORT EQUIPMENT FOR DIRECT SUPPORT, GENERAL SUPPORT AND DEPOT MAINTENANCE		
IV. FEDERAL STOCK NUMBER CROSS REFERENCE TO INDEX NUMBER		10
V. FIGURE AND ITEM NUMBER CROSS REFERENCE TO INDEX NUMBER		12
VI. REFERENCE DESIGNATION CROSS REFERENCE TO INDEX NUMBER		14

● This manual supersedes TM 11-5826-219-35P, 28 November 1962, including all changes.

SECTION I

INTRODUCTION

1. Scope

This manual lists repair parts and special tools required for the performance of direct support, general support, and depot maintenance of the R-1041/ARN, R-1041A/ARN, and R-1041B/ARN.

2. General

This Repair Parts and Special Tools List is divided into the following sections:

a. Repair Parts — Section II. A list of repair parts authorized for the performance of maintenance at the direct support, general support, and depot level.

b. Special Tools, Test and Support Equipment — Section III. Not applicable.

NOTE

All indexes noted below are cross referenced to index numbers. The index numbers appear in ascending sequence in column 1 of the repair parts list. The index number for the particular item will be the same for the item in all sections of this publication.

c. Federal Stock Number Cross Reference to Index Number — Section IV. A list of Federal stock numbers in ascending numerical sequence cross referenced to index (sequence) numbers.

d. Figure and Item Number Cross Reference to Index Numbers — Section V. A list of illustration figure numbers in numerical sequence, cross referenced to item number (reference designation) and index numbers.

e. Reference Designation Cross Reference to Index Number — Section VI. A list of reference designations (or item numbers) to index numbers.

3. Explanation of Columns

The following provides an explanation of columns in the tabular lists.

a. Source, Maintenance, and Recoverability Codes (SMR), Column 1.

(1) Source code indicates the selection status and source for the listed item. Source codes are:

<i>Code</i>	<i>Explanation</i>
P	Repair parts which are stocked in or supplied from the GSA/DSA, or Army supply system and authorized for use at indicated maintenance categories.
P2	Repair parts which are procured and stocked for insurance purposes because the combat or military essentiality of the end item dictates that a minimum quantity be available in the supply system.
P9	Assigned to items which are NSA design controlled: unique repair parts, special tools, test, measuring and diagnostic equipment, which are stocked and supplied by the Army COMSEC logistic system, and which are not subject to the provisions of AR 380-41.
P10	Assigned to items which are NSA design controlled: special tools, test, measuring and diagnostic equipment for COMSEC support, which are accountable under the provisions of AR 380-41, and which are stocked and supplied by the Army COMSEC logistic system.
M	Repair parts which are not procured or stocked, but are to be manufactured in indicated maintenance levels.
A	Assemblies which are not procured or stocked as such, but are made up of two or more units. Such component units carry individual stock numbers and descriptions, are procured and stocked separately and can be assembled to form the required assembly at indicated maintenance categories.
X	Parts and assemblies which are not procured or stocked and the mortality of which normally is below that of the applicable end item or component. The failure of such part or assembly should result in retirement of the end item from the supply system.
X1	Repair parts which are not procured or stocked. The requirement for such items will be filled by use of the next higher assembly or component.
X2	Repair parts which are not stocked. The indicated maintenance category requiring such repair parts will attempt to obtain same through cannibalization. Where such repair parts are not obtainable through cannibalization, requirements will be requisitioned, with accompanying justification, through normal supply channels.
G	Major assemblies that are procured with PEMA funds for initial issue only as exchange assemblies at DSU and GSU level. These assemblies will not be stocked above DS and GS level or returned to depot supply level.

(2) Maintenance code, indicates the lowest category of maintenance authorized to install the listed item. The maintenance level codes are:

<i>Code</i>	<i>Explanation</i>
C	Operator/Crew
O	Organizational maintenance
F	Direct support maintenance
H	General support maintenance
D	Depot maintenance

(3) Recoverability code, indicates whether unserviceable items should be returned for recovery or salvage. Items not coded are expendable. Recoverability codes are:

<i>Code</i>	<i>Explanation</i>
R	Repair parts and assemblies that are economically repairable at DSU and GSU activities and are normally furnished by supply on an exchange basis.
S	Repair parts and assemblies which are economically repairable at DSU and GSU activities and which normally are furnished by supply on an exchange basis. When items are determined by a GSU to be uneconomically repairable, they will be evacuated to a depot for evaluation and analysis before final disposition.
T	High dollar value recoverable repair parts which are subject to special handling and are issued on an exchange basis. Such repair parts normally are repaired or overhauled at depot maintenance activities.
U	Repair parts specifically selected for salvage by reclamation units because of precious metal content, critical materials, or high dollar value reusable casings or castings.

b. Federal Stock Number, Column 2. This column indicates the Federal stock number assigned to the item and will be used for requisitioning purposes.

c. Description, Column 3. This column indicates the Federal item name and any additional description of the item required. A part number or other reference number is followed by the applicable five-digit Federal supply code for manufacturers in parentheses.

d. Unit of Measure (U/M), Column 4. A 2 character alphabetic abbreviation indicating the amount or quantity of the item upon which the allowances are based, e.g., ft, ea, pr, etc.

e. Quantity Incorporated in Unit, Column 5. This column indicates the quantity of the item used in the R-1041/ARN, R-1041A/ARN and R-1041B/ARN. A "V" appearing in this column

in lieu of a quantity indicates that a definite quantity cannot be indicated (e. g., shims, spacers, etc.).

f. 30-Day DS/GS Maintenance Allowances, Columns 6 and 7.

NOTE

Allowances in GS column are for (GS maintenance only).

(1) The allowance columns are divided into three subcolumns. Indicated in each subcolumn, opposite the first appearance of each item, is the total quantity of items authorized for the number of equipments supported. Subsequent appearances of the same item will have the letters "REF" in the applicable allowance columns. Items authorized for use as required but not for initial stockage are identified with an asterisk in the allowance column.

(2) The quantitative allowances for DS/GS levels of maintenance will represent initial stockage for a 30-day period for the number of equipments supported.

(3) Determination of the total quantity of parts required for maintenance of more than 100 of these equipments can be accomplished by converting the equipment quantity to a decimal factor by placing a decimal point before the next to last digit of the number to indicate hundredths, and multiplying the decimal factor by the parts quantity authorized in the 51-100 allowance column. Example authorized allowance for 51-100 equipments is 40; for 150 equipments multiply 40 by 1.50 or 60 parts required.

g. 1-Year Allowances Per 100 Equipments/Contingency Planning Purposes, Column 8. This column indicates opposite the first appearance of each item the total quantity required for distribution and contingency planning purposes. The range of items indicates total quantities of all authorized items required to provide for adequate support of 100 equipments for one year.

h. Depot Maintenance Allowance Per 100 Equipments, Column 9. This column indicates opposite the first appearance of each item, the total quantity authorized for depot maintenance of 100 equipments. Subsequent appearances of the same item will have the letters "REF" in the allowance column. Items authorized for use as required but not for initial stockage are identified with an asterisk in the allowance column.

i. Illustration, Column 10. This column is divided as follows:

(1) *Figure Number, Column 10a.* Indicates the figure number of the illustration in which the item is shown.

(2) *Item Number, Column 10b.* Indicates the callout number used to reference the item in the illustration.

4. Special Information

a. Identifications of the usable on codes included in column 3 of this publication are —

Code	Used on
1	R-1041/ARN
2	R-1041A/ARN
3	R-1041B/ARN

b. Repair parts mortality is computed from failure rates derived from experience factors with the individual parts in a variety of equipments. Variations in the specific application and periods of use of electronics equipment, the fragility of electronic piece parts, plus intangible material and quality factors intrinsic to the manufacture of electronic parts, do not permit mortality to be based on hours of end item use. However, long periods of continuous use under adverse conditions are likely to increase repair parts mortality.

c. The following publication pertain to R-1041/ARN, R-1041A/ARN and R-1041B/ARN. TM 11-5826-219-12 Operator and Organizational Manual: Receiver, Radio R-1041/ARN, R-1041A/ARN, and R-1041B/ARN.

5. Location of Repair Parts

a. This manual contains three cross-reference index (secs. IV, V, and VI) to be used to locate a repair part when either the Federal stock number, reference number (manufacturer's part number), figure number, or reference designation is known. The first column in each cross-reference index is prepared, as applicable, in numerical or alphanumerical sequence. The last column of each cross-reference index lists the index number assigned to the part.

b. Refer to the appropriate cross-reference index (paras 2c, d, e) and note the index number in the last column; then refer to the repair parts list to locate the index number which is listed in ascending order in column 1 of the repair parts list.

6. Federal Supply Codes for Manufacturers

Code	Manufacturer's Name
00656	Aerovox Corp.
03765	Automatic Coil Co.
05397	Union Carbide Corp. Electronics Div.
14519	Designatronics, Inc.
14655	Cornell-Dubilier Electric Corp.
18722	Radio Corporation of America Industrial Tube and Semi-conductor Division
21266	Alleghany Electronic Chemical Co., Inc.
25140	Globe Industries Div. of TRW Inc.
33525	Kidde Walter and Co., Inc.
37942	Mallory P. R. and Co., Inc.
71590	Globe-Union Inc., Centralab Div.
71753	Smith, A. O. Corp. Crowley Div.
72136	Electro Motive Mfg. Co., Inc.
73734	Federal Screw Products, Inc.
75263	Keystone Carbon Co., Inc.
75376	Kurg-Kasch, Inc.
80063	Army Electronics Command
80183	Sprague Products Co.
81312	Winchester Electronics Div. Litton Industries, Inc.
81349	Military Specifications
83125	Nytronics Inc., Capacitor Div.
93332	Sylvania Electric Products, Inc. Semiductor Products Division
95712	Bendix Corp. The Micrs Wave Devices Div.
96733	San Fernando Electric Mfg. Co.

7. Recommendations for Maintenance Publication Improvements

Report of errors, omissions, and recommendations for improving this publication by the individual user is encouraged. Reports should be submitted on DA Form 2028 (Recommended Changes to DA Publications) and forwarded direct to Commanding General, U. S. Army Electronics Command, ATTN: AMSEL-ME-NMP-AD, Fort Monmouth, N. J. 07703.

SECTION II. REPAIR PARTS FOR DIRECT SUPPORT, GENERAL SUPPORT, AND DEPOT MAINTENANCE															
(1)	(2)	(3)	(4)	(5)	(6)	(7)			(8)			(9)		(10)	
SMR	FEDERAL	DESCRIPTION	UNIT	QTY	30-DAY DS	MAINT	30-DAY GS	MAINT	1 YR	MAINT	(9)		(10)		
INDEX	STOCK	REFERENCE NUMBER & MFR. CODE	OF	INC	ALLOWANCE	ALLOWANCE	ALLOWANCE	ALLOWANCE	ALW PER	LA W PER	(9)		FIG	ITEM NO. OR	
NO.	NUMBER		MEAS		(a)	(b)	(c)	(a)	(b)	(c)	(9)		NO.	REFERENCE	
			USABLE ON		1-20	21-50	51-100	1-20	21-50	51-100	(9)			DESIGNATION	
			CODE								(9)				
F-R	5826-930-2004	RECEIVERS, RADIO R-1041/ARN, R-1041A/ARN, AND R-1041B/ARN: (THIS ITEM IS NONEXPENDABLE)													
A000															
M-D	A001	CASE, RECEIVER RADIO: 208 001; (21266)	3	EA	1										
X2-F	A002	LOCKWASHER: AN 9364; (73734)	1,2,3	EA	9										
X2-F	A003	SCREW: AN515R4-4; (73734)	1,2,3	EA	17										
M-D	A004	MOUNT MT-2292/AR: 208 004; (21266)	1,2,3	EA	1										
M-D	A005	PANEL FRONT: 208 005; (21266)	3	EA	1										
P-F	5910-998-4029	FILTER RADIO FREQUENCY: 208 006; (21266)	3	EA	1	*	*	2	*	*	2	8	4	2	
A006															
X1	A007	BRACKET, MOUNTING 208 007; (21266)	3	EA	1									2	
X1	A008	SCREW: 208 008; (21266)	3	EA	2										
X2-F	A009	LOCKWASHER: 208 009; (21266)	3	EA	2										
X2-F	A010	NUT SELFLOCK: 208 010; (21266)	3	EA	2										
X2-F	A011	COVER, FILTER: 208 011; (21266)	3	EA	2										
X2-F	A012	SCREW: AN515C2-2; (73734)	3	EA	2										
X2-F	A013	LOCKWASHER: AN936A2; (73734)	3	EA	2										
F-F	5935-992-2492	CONNECTOR, RECEPTACLE ELECTRICAL: MRE9PG7V; (81312)	1,2,3	EA	1	*	*	*	*	*	*	8	4	4	J2
A014															
P-F	5910-889-4454	CAPACITOR, FIXED CERAMIC: EPI-1000; (00656)	3	EA	4	*	2	2	2	2	2	19	12	2	C48 THRU C51
A015															
X2-D	A016	208 016; (21266) PLATE IDENT:	3	EA	1										
X2-F	A017	RIVET: 208 017; (21266)	3	EA	2										
P-F	5905-581-1395	RESISTOR, VARIABLE: RV1NAXSB 503A; (71590)	3	EA	1	*	*	*	*	*	*	5	3	1	R14
A018															
X1	A019	NUT LOCK SHAFT: 208 019; (21266)	3	EA	2										
X1	A020	NUT: 208 020; (21266)	3	EA	3										
X2-F	A021	LOCKWASHER: 208 022; (21266)	3	EA	3										
P-F	5905-581-1413	RESISTOR, VARIABLE: RV1NAXSB 502A; (71590)	3	EA	1	*	*	*	*	*	*	5	3	1	R17
A022															
P-F	5930-975-9600	SWITCH ROTARY: PA 105; (71590)	3	EA	1	*	*	*	*	*	*	5	3	3	S1
A023															
P-F	5355-823-9765	KNOB: S292/21L; (75376)	1,2,3	EA	1	*	*	*	*	*	*	5	3	1	
A024															
X1	A025	SETScrew: 208 025; (21266)	1,2,3	EA	1										
P-F	5905-755-8389	RESISTOR, FIXED COMPOSITION: RC07GF220K; (81349)	3	EA	1	*	*	2	*	*	2	5	3	1	R51
A026															
P-F	5905-892-6554	RESISTOR, FIXED, COMPOSITION: RC07GF390K; (81349)	3	EA	2	*	2	2	*	2	2	13	6	1	R52, R56
A027															

SECTION II. REPAIR PARTS FOR DIRECT SUPPORT, GENERAL SUPPORT, AND DEPOT MAINTENANCE (CONTINUED)														
(1)	(2)	(3)	(4)	(5)	(6)			(7)			(8)	(9)	(10)	
SMR	FEDERAL	DESCRIPTION	UNIT	QTY	30-DAY DS	MAINT	30-DAY GS	MAINT	1 YR	MAINT	1 YR	MAINT	FIG	ITEM NO. OR
INDEX	STOCK		OF	INC	ALLOWANCE	ALLOWANCE	ALLOWANCE	ALLOWANCE	ALW PER	LAW PER	ALW PER	LAW PER	NO.	REFERENCE
NO.	NUMBER	REFERENCE NUMBER & MFR. CODE	MEAS		(a)	(b)	(c)	(a)	(b)	(c)	EQUIP	EQUIP		DESIGNATION
			USABLE ON		1-20	21-50	51-100	1-20	21-50	51-100	CNTG	PER		
			CODE								GY	100		
P-F A027A	5905-755-0795	RESISTOR, FIXED, COMPOSITION: RC07GF392K; (81349)	EA	2	*	*	*	*	*	*	10	7	1	R36, R52
P-F A028	5905-811-0978	RESISTOR, FIXED, COMPOSITION: RC07GF820K; (81349)	EA	1	*	*	2	*	*	2	8	3	1	R53
P-F A029	5905-683-2240	RESISTOR, FIXED, COMPOSITION: RC07GF221K; (81349)	EA	1	*	*	2	*	*	2	8	3	1	R54
P-F A030	5905-755-0797	RESISTOR, FIXED, COMPOSITION: RC07GF560K; (81349)	EA	1	*	*	2	*	*	2	8	3	1	R55
P-F A031	5905-808-6135	RESISTOR, FIXED, COMPOSITION: RC07GF270K; (81349)	EA	1	*	*	2	*	*	2	8	6	1	R57
P-F A032	5905-812-7971	RESISTOR, FIXED, COMPOSITION: RC07GF100K; (81349)	EA	1	*	*	2	*	*	2	8	3	1	R58
P-F A033	5935-549-2656	RECEPTACLE, ANTENNA UG-697/U: UG-697/U; (95712)	EA	1	*	*	*	*	*	*	5	3	4	J1
P-F A033A	5935-257-7635	CONNECTOR, RECEPTACLE, ELECTRICAL: MRE9B; (81312)	EA	1	*	*	*	*	*	*	5	3	4	J1
X2-F A034		NUT: 208 034; (21266)	EA	1										
X2-F A035		LOCKWASHER: 208 035; (21266)	EA	1										
M-D A036		BRACKET, COVER, COIL: 208 036; (21266)	EA	1										
M-D A037		BRACKET, MOUNTING: 208 037; (21266)	EA	1										
X2-H A038		BOARD PRINTED CIRCUIT: 208 038; (21266)	EA	1										
X2-F A039		NUT: 208 039; (21266)	EA	8										
P-F A040	5910-988-6171	CAPACITOR, FIXED CERAMIC: CK05CW220M; (96733)	EA	1	*	*	2	*	*	2	8	3	2	C1
P-F A041	5910-857-9192	CAPACITOR, FIXED CERAMIC: CK06CW103M; (96733)	EA	8	2	2	2	2	2	2	16	24	2	C9, C13, C20 C37, C43, C4
P-F A042	5910-893-6748	CAPACITOR, FIXED CERAMIC: CK05CW101K; (96733)	EA	1	*	*	2	*	*	2	8	3	2	C10
P-F A043	5910-056-7976	CAPACITOR, FIXED, MICA: CM05F271K03; (14655)	EA	1	*	*	2	*	*	2	8	3	2	C21
P-F A044	5910-936-1334	CAPACITOR, FIXED, ELECTROLYTIC: CS13BP105K; (05397)	EA	6	2	2	2	2	2	2	13	18	2	C28, C30 THR
P-F A044A	5910-280-7401	CAPACITOR, FIXED CER. DIELECTRIC: CK63Y103Z; (81349)	EA	2	*	*	2	*	*	2	13	6	4	C28, C30
P-F A044B	5910-840-9742	CAPACITOR, FIXED, CER. DIELECTRIC: CK63Y503Z; (71753)	EA	2	*	*	2	*	*	2	13	6	4	C31, C32
P-F A044C	5910-839-0437	CAPACITOR, FIXED ELECTROLYTIC: TAD156M20B3; (81325)	EA	5	*	*	2	*	*	2	13	6	4	C29, C33, C3 C41
P-F A045	5910-855-1193	CAPACITOR, FIXED, ELECTROLYTIC: CS13AP4R7K; (37942)	EA	2	*	*	2	*	*	2	13	6	2	C29, C39
P-F A045B	5910-839-0438	CAPACITOR, FIXED ELECTROLYTIC: TAD105M24A; (81325)	EA	2	*	*	2	*	*	2	8	3	4	C39, C27
P-F A046	5910-782-1975	CAPACITOR, FIXED ELECTROLYTIC: CS13BP106K; (37942)	EA	5	2	2	2	2	2	2	27	15	2	C35, C36, C3 C45
P-F A046B	5910-823-1787	CAPACITOR, FIXED ELECTROLYTIC: TAD476M30D3; (83125)	EA	1	*	*	2	*	*	2	8	3	4	C38
P-F A047	5910-849-8887	CAPACITOR, FIXED, ELECTROLYTIC: CS13AP150K; (37942)	EA	2	*	2	2	*	2	2	13	6	2	C40, C42
P-F A048	5910-992-2477	CAPACITOR, FIXED, ELECTROLYTIC: CS13BD275K; (05397)	EA	2	*	2	2	*	2	2	13	6	2	C44, C46
P-F A048A	5910-892-7318	CAPACITOR, FIXED MICA DIELECTRIC: DM15E500J; (72136)	EA	1	*	*	2	*	*	2	8	3	4	C44

SECTION II. REPAIR PARTS FOR DIRECT SUPPORT, GENERAL SUPPORT, AND DEPOT MAINTENANCE (CONTINUED)														
(1)	(2)	(3)	(4)	(5)	(6)			(7)			(8)	(9)	(10)	
SMR	FEDERAL	DESCRIPTION	UNIT	QTY	30-DAY DS	MAINT	30-DAY GS	MAINT	1 YR	MAINT	1 YR	MAINT	FIG	ITEM NO. OR
INDEX	STOCK	REFERENCE NUMBER & MFR. CODE	OF	INC	ALLOWANCE	ALLOWANCE	ALLOWANCE	ALLOWANCE	ALW PER	LAW PER	ALW PER	LAW PER	NO.	REFERENCE
NO.	NUMBER		MEAS		(a)	(b)	(c)	(a)	(b)	(c)	EQUIP	EQUIP		DESIGNATION
			USABLE ON		1-20	21-50	51-100	1-20	21-50	51-100	CNTG	PER		
			CODE								100	100		
P-F-A049	5910-850-1502	CAPACITOR, FIXED ELECTROLYTIC: CR13AF470K; (37942)	EA	1	*	*	2	*	*	2	8	3	2	C53
P-F-A050	5950-063-2410	COIL, ASSEMBLY, RADIO FREQUENCY: 208 050; (21266)	EA	1	*	*	*	*	*	*	4	1	2	L1
P-F-A050A	5950-838-9597	COIL, RADIO, FREQUENCY: G140018; (25140)	EA	1	*	*	*	*	*	*	4	1	4	L1
P-F-A051	5950-063-2417	COIL, ASSEMBLY, RADIO FREQUENCY: 208 051; (21266)	EA	1	*	*	*	*	*	*	4	1	1	2
P-F-A052	5950-938-7335	COIL, ASSEMBLY, RADIO FREQUENCY: AC-7031; (14519)	EA	1	*	*	*	*	*	*	4	1	2	T2
X1-F-A053		CAPACITOR, FIXED, CERAMIC: 208 053; (21266)	EA	1									2	C3
X1-A054		CAPACITOR, FIXED, CERAMIC: CC50CJ420G; (80183)	EA	1									2	C4
P-F-A055	5950-938-4929	COIL, ASSEMBLY, RADIO, FREQUENCY: AC-7036; (14519)	EA	1	*	*	*	*	*	*	4	1	2	T3
P-F-A055A	5950-834-9883	COIL, RADIO FREQUENCY: G140091; (25140)	EA	1	*	*	*	*	*	*	4	1	4	T3
P-F-A056	5950-938-7334	COIL, ASSEMBLY RADIO FREQUENCY: AC-7029; (14519)	EA	1	*	*	*	*	*	*	4	1	2	T6
P-F-A056A	5950-834-9880	COIL, RADIO FREQUENCY: G140093; (25140)	EA	1	*	*	*	*	*	*	4	1	4	T6
P-F-A057	5910-812-8534	CAPACITOR, FIXED, CERAMIC: CC50CH050K; (81349)	EA	1	*	*	2	*	*	2	8	3	2	C16
P-F-A058	5950-938-7333	COIL ASSEMBLY, RADIO FREQUENCY: AC-7028; (14519)	EA	1	*	*	*	*	*	*	4	1	2	T9
P-F-A058A	5950-834-9884	COIL, RADIO FREQUENCY: G140004; (25140)	EA	1	*	*	*	*	*	*	10	7	4	T9
P-F-A059	5910-938-5256	CAPACITOR, FIXED, CERAMIC: 208 059; (21266)	EA	1	*	*	2	*	*	2	8	3		C23
P-F-A060	5905-825-2360	RESISTOR, FIXED, COMPOSITION: RC07GF103K; (81349)	EA	1	*	*	2	*	*	2	8	3		R9
P-F-A061	5950-938-7332	COIL, ASSEMBLY, RADIO FREQUENCY: AC-7027; (14519)	EA	1	*	*	*	*	*	*	4	1	2	T10
P-F-A062	5955-892-3751	CRYSTAL, UNIT QUARTZ CR-56A/U:	EA	1	*	*	*	*	*	*	4	1	2	Y1
P-F-A063	5955-938-5176	CRYSTAL, UNIT QUARTZ CR-64/U 4.720000MC	EA	1	*	*	*	*	*	*	4	1	2	Y2
P-F-A064	5950-682-3177	REACTOR, FIXED: 208064; (21266)	EA	1	*	*	*	*	*	*	4	1	2	L2
P-F-A065	5905-726-5344	RESISTOR, FIXED, COMPOSITION: RC07GF153K; (81349)	EA	1	*	*	2	*	*	2	8	3	1	R1
P-F-A066	5905-752-3340	RESISTOR, FIXED, COMPOSITION: RC07GF472K; (81349)	EA	3	*	2	2	*	2	2	13	9	1	R2, R22, R43
P-F-A067	5905-726-6433	RESISTOR, FIXED, COMPOSITION: RC07GF222K; (81349)	EA	2	*	2	2	*	2	2	13	6	1	R3, R44
P-F-A068	5905-752-3338	RESISTOR, FIXED, COMPOSITION: RC07GF102K; (81349)	EA	4	*	2	2	2	2	2	19	12	1	R4, R27, R41
P-F-A069	5905-686-4530	RESISTOR, FIXED, COMPOSITION: RC07GF104K; (81349)	EA	1	*	*	2	*	*	2	8	3	1	R5
P-F-A070	5905-726-6436	RESISTOR, FIXED, COMPOSITION: RC07GF333KL; (81349)	EA	1	*	*	2	*	*	2	8	3	1	R6
P-F-A071	5905-810-8132	RESISTOR, FIXED, COMPOSITION: RC07GF183K; (81349)	EA	2	*	2	2	*	2	2	13	6	1	R8, R33
P-F-A072	5905-834-9874	RESISTOR, FIXED, COMPOSITION: RC07GF822K; (81349)	EA	4	*	2	2	2	2	2	19	12	1	R13, R18, R2
P-F-A073	5905-683-7723	RESISTOR, FIXED, COMPOSITION: RC07GF152K; (81349)	EA	4	*	2	2	2	2	2	19	12	1	R16, R35, R3

SECTION II. REPAIR PARTS FOR DIRECT SUPPORT, GENERAL SUPPORT, AND DEPOT MAINTENANCE (CONTINUED)

(1) SMR CODE INDEX NO.	(2) FEDERAL STOCK NUMBER	(3) DESCRIPTION REFERENCE NUMBER & MFR. CODE	(4) UNIT OF MEAS USABLE ON CODE	(5) QTY INC IN	(6) 30-DAY DS ALLOWANCE (a) (b) (c) 1-20 21-50 51-100	(7) 30-DAY GS ALLOWANCE (a) (b) (c) 1-20 21-50 51-100	(8) 1 YR ALW PER EQUIP CNTGCV	(9) MAINT LAW PER 100 EQUIP	(10) ILLUSTRATIONS (a) (b) FIG ITEM NO. OR NO. REFERENCE DESIGNATION		
P-F- A074	5905-686-4529	RESISTOR, FIXED, COMPOSITION: RC07GF123K; (81349)	3	EA	1	* * 2	* * 2	8	3	1	R20
P-F- A075	5905-811-0673	RESISTOR, FIXED, COMPOSITION: RC07GF682K; (81349)	3	EA	3	* 2 2	* 2 2	13	6	1	R25, R28, R29
P-F- A076	5905-682-4098	RESISTOR, FIXED, COMPOSITION: RC07GF392K; (81349)	3	EA	2	* 2 2	* 2 2	13	6	1	R26, R31
P-F- A077	5905-681-8853	RESISTOR, FIXED, COMPOSITION: RC07GF683K; (81349)	3	EA	1	* * 2	* * 2	8	3	1	R29
P-F- A078	5905-682-4109	RESISTOR, FIXED, COMPOSITION: RC07GF561K; (81349)	3	EA	1	* * 2	* * 2	8	3	1	R30
P-F- A079	5905-726-5343	RESISTOR, FIXED, COMPOSITION: RC07GF182K; (81349)	3	EA	1	* * 2	* * 2	8	3	1	R32
P-F- A080	5905-686-3838	RESISTOR, FIXED, COMPOSITION: RC07GF273K; (81349)	3	EA	1	* * 2	* * 2	8	3	1	R34
P-F- A081	5905-726-6834	RESISTOR, FIXED, COMPOSITION: RC07GF562K; (81349)	3	EA	1	* * 2	* * 2	8	3	1	R38
P-F- A082	5905-686-4526	RESISTOR, FIXED, COMPOSITION: RC07GF122K; (81349)	3	EA	1	* * 2	* * 2	8	3	1	R42
P-F- A083	5905-683-7721	RESISTOR, FIXED, COMPOSITION: RC07GF101K; (81349)	3	EA	2	* 2 2	* 2 2	13	6	1	R45, R59
P-F- A084	5905-087-7997	RESISTOR, FIXED, COMPOSITION: RC07GF150K; (81349)	3	EA	1	* * 2	* * 2	8	3	1	R48
P-F- A084A	5905-836-2745	RESISTOR, FIXED, COMPOSITION: RC07GF270K; (81349)	1,2	EA	1	* * 2	* * 2	8	3	3	R48
P-F- A085	5905-726-6837	RESISTOR, FIXED, COMPOSITION: RC07GF681K; (81349)	3	EA	1	* * 2	* * 2	8	3	1	R49
P-F- A085A	5905-686-4525	RESISTOR, FIXED, COMPOSITION: RC07GF271K; (81349)	1,2	EA	1	* * 2	* * 2	8	3	5	R49
P-F- A086	5905-938-7435	RESISTOR, FIXED THERMAL: 2BS22-3K; (75263)	3	EA	1	* * 2	* * 2	8	3	2	RT1
P-F- A086A	5905-835-3823	RESISTOR, FIXED, THERMAL: D1/250; (33525)	1,2	EA	2	* * 2	* * 2	8	3	3	RT1
P-H- A087	5961-683-4777	SEMICONDUCTOR DEVICE DIODE: 1N82AG; (93332)	3	EA	1		* * *	4	1	1	CR1
P-H- A087A	5960-224-4870	SEMICONDUCTOR DEVICE DIODE: 1N23B; (93332)	1,2	EA	1		* * 2	8	3	3	CR1
P-H- A088	5961-853-2607	SEMICONDUCTOR DEVICE DIODE: 1N198; (93332)	3	EA	4		* * *	10	4	1	CR2 THRU CR5
P-H- A088A	5961-853-2607	SEMICONDUCTOR DEVICE DIODE: SAME AS A088	1,2	EA	3					3	CR3, CR4, CR5
P-H- A088B	5961-646-4611	SEMICONDUCTOR DEVICE DIODE: 1N457; (93332)	1,2	EA	1		* * 2	8	3	3	CR2
P-H- A089	5961-646-4611	SEMICONDUCTOR DEVICE DIODE: SAME AS A088B	3	EA	1					1	CR6
P-H- A089A	5961-577-6084	SEMICONDUCTOR DEVICE DIODE: 1N645; (93332)	1,2	EA	1		* * *	4	1	3	CR6
P-H- A090	5961-556-2091	SEMICONDUCTOR DEVICE DIODE: 1N270; (93332)	3	EA	2		* * *	5	2	1	CR7, CR8
P-H- A090A	5960-577-6216	SEMICONDUCTOR DEVICE DIODE: 1N458A; (93332)	1,2	EA	2		* * 2	8	3	3	CR7, CR8
P-F- A091	5950-938-7336	TRANSFORMER, RADIO FREQUENCY: AC-7032; (14519)	3	EA	1	* * *	* * *	5	2	1	T1
P-F- A091A	5950-834-9877	TRANSFORMER, RADIO FREQUENCY: G140001; (25140)	1,2	EA	1	* * *	* * *	5	2	4	T1
P-F- A092	5950-938-7339	TRANSFORMER, RADIO, FREQUENCY: AC-7035; (14519)	3	EA	1	* * *	* * *	5	2	2	T4
P-F- A092A	5950-834-9878	TRANSFORMER, RADIO FREQUENCY: G140092; (25140)	1,2	EA	1	* * *	* * *	5	2	4	T4

SECTION II. REPAIR PARTS FOR DIRECT SUPPORT, GENERAL SUPPORT, AND DEPOT MAINTENANCE (CONTINUED)													
(1) SMR CODE INDEX NO.	(2) FEDERAL STOCK NUMBER	(3) DESCRIPTION REFERENCE NUMBER & MFR. CODE	(4) UNIT OF MEAS USABLE ON CODE	(5) QTY INC	(6) 30-DAY DS MAINT ALLOWANCE (a) (b) (c) 1-20 21-50 51-100	(7) 30-DAY GS MAINT ALLOWANCE (a) (b) (c) 1-20 21-50 51-100	(8) 1 YR ALW PER EQUIP CNTGCTY	(9) MAINT LAW PER 100 EQUIP	(10) ILLUSTRATIONS (a) (b) FIG ITEM NO. OR NO. REFERENCE DESIGNATION				
X1 A093		COVER COIL: 208 093; (21266)	3	EA	1				2				
P-F- A094	5950-938-4928	TRANSFORMER, RADIO, FREQUENCY: AC-7030; (14519)	3	EA	1	* * *	* * *	5	2	2	T5		
P-F- A094A	5950-834-9876	TRANSFORMER, RADIO FREQUENCY: G140002; (25140)	1,2	EA	1	* * *	* * *	5	2	4	T5		
X1- A095		CAPACITOR, FIXED, CERAMIC: SAME AS A044A	3	EA	1					2	C14		
P-F- A096	5950-938-7338	TRANSFORMER, RADIO FREQUENCY: AC-7034; (14519)	3	EA	1	* * *	* * *	5	2	2	T7		
P-F- A096A	5950-837-0878	TRANSFORMER, RADIO FREQUENCY: G140094; (25140)	1,2	EA	1	* * *	* * *	5	2	4	T7		
X1- A097		COVER, COIL: 208 097; (21266)		EA	1								
P-F- A098	5950-938-7337	TRANSFORMER, RADIO, FREQUENCY: AC-7033; (14519)	3	EA	1	* * *	* * *	5	2	2	T8		
P-F- A098A	5950-834-9875	TRANSFORMER, RADIO FREQUENCY: G140003; (25140)	1,2	EA	1	* * *	* * *	5	3	4	T8		
X1-F- A099		CAPACITOR, FIXED CERAMIC: CC51CH200G; (81349)	3	EA	1						C12		
P-F- A100	5950-938-4927	TRANSFORMER, RADIO FREQUENCY: AC-7026; (14519)	3	EA	1	* * *	* * *	5	2	2	T11		
P-F- A100A	5950-834-9879	TRANSFORMER, RADIO FREQUENCY: G140096; (25140)	1,2	EA	1	* * *	* * *	5	2	4	T11		
P-F- A101	5950-938-4926	TRANSFORMER, RADIO, IF: AC-7025; (14519)	3	EA	1	* * *	* * *	5	2	2	T12		
P-F- A101A	5950-837-0875	TRANSFORMER, INTERMEDIATE FREQUENCY: G140005; (25140)	1,2	EA	1	* * *	* * *	5	2	4	T12		
P-F- A102	5950-938-4925	TRANSFORMER, RADIO IF: AC-7023; (14519)	3	EA	1	* * *	* * *	5	2	2	T13		
P-F- A102A	5950-837-0876	TRANSFORMER, INTERMEDIATE FREQUENCY: G140097; (25140)	1,2	EA	1	* * *	* * *	5	2	4	T13		
P-H- A103	5950-837-0877	TRANSFORMER, RADIO IF: 208-103; (03765)	3	EA	1		* * *	5	2	2	T14		
P-H- A103A	5950-837-0877	TRANSFORMER RADIO INTERMEDIATE FREQUENCY: SAME AS A103	1,2	EA	1					4	T14		
P-F- A104	5950-938-4942	TRANSFORMER, RADIO IF: 208-104; (21266)	3	EA	1	* * *	* * *	5	2	2	T15		
P-F- A104A	5950-823-3164	TRANSFORMER, AUDIO FREQUENCY: G140017; (25140)	1,2	EA	1	* * *	* * *	5	2	4	T15		
P-H- A105	5961-824-9946	TRANSISTOR: 2N1195; (81349)	3	EA	1		* * *	4	1	2	Q1		
P-H- A105A	5961-729-1058	TRANSISTOR: 2N384; (81349)	1,2	EA	1		* * *	5	3	4	Q1		
P-H- A106	5961-617-4342	TRANSISTOR: 2N274; (18722)	3	EA	4		* * *	10	4	2	Q2 THRU Q5		
P-H- A107	5961-853-1079	TRANSISTOR: 2N1305; (81349)	3	EA	4		* * *	10	4	2	Q6 THRU Q9		
P-H- A107A	5961-752-5228	TRANSISTOR: 2N464; (81349)	1	EA	1		* * *	5	3	4	Q6		
P-H- A108	5961-821-8977	TRANSISTOR: 2N1039; (81349)	3	EA	1		* * *	4	1	2	Q10		
P-H- A108A	5961-752-5229	TRANSISTOR: 2N404; (81349)	1,2	EA	2		* * *	5	3	6	Q9, Q10		
P-F- A110A	5920-043-2641	FUSE, CARTRIDGE: F02GR250A; (81349)	1,2	EA	1	2 2 2	2 2 2	27	15	3	F1		
P-H- A112A	5930-970-6416	SWITCH ROTARY: 1 SECTION, 5 POSITIONS SM-B-425278; (80063)	1,2	EA	1		* * *	4	1	5	S1		

SECTION IV					
		INDEX-FEDERAL STOCK NUMBER		CROSS REFERENCE	
FEDERAL STOCK NUMBER	INDEX NO.	FEDERAL STOCK NUMBER	INDEX NO.	FEDERAL STOCK NUMBER	INDEX NO.
5355-823-9765	A024	5905-836-2745	A084A	5950-834-9877	A091A
5826-930-2004	A000	5905-892-6554	A027	5950-834-9878	A092A
5905-087-7997	A084	5905-938-7435	A086	5950-834-9879	A100A
5905-581-1395	A018	5910-056-7976	A043	5950-834-9880	A056A
5905-581-1413	A022	5910-280-7401	A044A	5950-834-9883	A055A
5950-681-8853	A077	5910-782-1975	A046	5950-834-9884	A058A
5905-682-4098	A076	5910-812-8534	A057	5950-837-0875	A101A
5905-682-4109	A078	5910-823-1787	A046B	5950-837-0876	A102A
5905-683-2240	A029	5910-839-0437	A044C	5950-837-0877	A103
5905-683-7721	A083	5910-839-0438	A045B	5950-837-0878	A096A
5905-683-7723	A073	5910-840-9742	A044B	5950-838-9597	A050A
5905-686-3838	A080	5910-849-8887	A047	5950-938-4925	A102
5905-686-4525	A085A	5910-850-1502	A049	5950-938-4926	A101
5905-686-4526	A082	5910-855-1193	A045	5950-938-4927	A100
5905-686-4529	A074	5910-857-9192	A041	5950-938-4928	A094
5905-686-4530	A069	5910-889-4454	A015	5950-938-4929	A055
5905-726-5343	A079	5910-892-7318	A048A	5950-938-4942	A104
5905-726-5344	A065	5910-893-6748	A042	5950-938-7332	A061
5905-726-6433	A067	5910-936-1334	A044	5950-938-7333	A058
5905-726-6834	A081	5910-938-5256	A059	5950-938-7334	A056
5905-726-6436	A070	5910-988-6171	A040	5950-938-7335	A052
5905-726-6837	A085	5910-992-2477	A048	5950-938-7336	A091
5905-752-3338	A068	5910-998-4029	A006	5950-938-7337	A098
5905-752-3340	A066	5920-043-2641	A110A	5950-938-7338	A096
5905-755-0795	A027A	5930-970-6416	A112A	5950-938-7339	A092
5905-755-0797	A030	5930-975-9600	A023	5955-892-3751	A062
5905-755-8389	A026	5935-257-7635	A033A	5955-938-5176	A063
5905-808-6135	A031	5935-549-2656	A033	5960-224-4870	A087A
5905-810-8132	A071	5935-992-2492	A014	5960-577-6216	A090A
5905-811-0673	A075	5950-063-2410	A050	5961-556-2091	A090
5905-811-0978	A028	5950-063-2417	A051	5961-577-6084	A089A
5905-812-7971	A032	5950-682-3177	A064	5961-617-4342	A106
5905-825-2360	A060	5950-823-3164	A104A	5961-646-4611	A088B
5905-834-9874	A072	5950-834-9875	A098A	5961-683-4777	A087
5905-835-3823	A086A	5950-834-9876	A094A	5961-729-1058	A105A

SECTION IV

INDEX-FEDERAL STOCK NUMBER CROSS REFERENCE
TO INDEX NUMBER

FEDERAL STOCK NUMBER	INDEX NO.	FEDERAL STOCK NUMBER	INDEX NO.	FEDERAL STOCK NUMBER	INDEX NO.
5961-752-5228	A107A	208097	A097		
5961-752-5229	A108A				
5961-821-8977	A108				
5961-824-9946	A105				
5961-853-1079	A107				
5961-853-2607	A088				
REFERENCE NUMBER					
AN515C2-2	A012				
AN515R4-4	A003				
AN936A2	A013				
AN936A4	A002				
CC50CJ420G	A054				
CC51CH200G	A099				
208001	A001				
208004	A004				
208005	A005				
208007	A007				
208008	A008				
208009	A009				
208010	A010				
208011	A011				
208016	A016				
208017	A017				
208019	A019				
208020	A020				
208022	A021				
208024	A034				
208025	A025				
208035	A035				
208036	A036				
208037	A037				
208038	A038				
208039	A039				
208053	A053				
208093	A093				

SECTION v INDEX-FIGURE AND ITEM NUMBER CROSS REFERENCE
TO INDEX NUMBER

FIG. NO.	ITEM NO. OR REFERENCE DESIGNATION	INDEX NO.	FIG.	ITEM NO. OR REFERENCE DESIGNATION	INDEX NO.
1	CR1	A087	2	C13	A041
	CR2	A088		C14	A095
	CR3	A088		C16	A057
	CR4	A088		C20	A041
	CR5	A088		C21	A043
	CR6	A089		C27	A041
	CR7	A090		C28	A044
	CR8	A090		C29	A045
	R1	A065		C30	A044
	R2	A066		C31	A044
	R3	A067		C32	A044
	R4	A068		C33	A044
	R5	A069		C34	A044
	R6	A070		C35	A046
	R8	A071		C36	A046
	R13	A072		C37	A041
	R14	A018		C38	A046
	R16	A073		C39	A045
	R17	A022		C40	A047
	R18	A072		C41	A046
	R20	A074		C42	A047
	R21	A072		C43	A041
	R22	A066		C44	A048
	R25	A075		C45	A046
	R26	A076		C46	A048
	R27	A068		C47	A041
	R28	A075		C48	A015
	R29	A075		C49	A015
		A077		C50	A015
		A078		C51	A015
	R30	A076		C52	A041
	R31	A079		C53	A049
	R32	A071		L1	A050
	R33	A080		L2	A064
	R34	A073		L3	A051
	R35	A027A		Q1	A105
	R36	A073		Q2	A106
	R37	A081		Q3	A106
	R38	A072		Q4	A106
	R39	A068		Q5	A106
	R41	A082		Q6	A107
	R42	A066		Q7	A107
	R43	A067		Q8	A107
	R44	A083		Q9	A107
	R45	A073		Q10	A108
	R46	A068		RT1	A086
	R47	A084		T2	A052
	R48	A085		T3	A055
	R49	A026		T4	A092
	R51	A027		T5	A094
	R52	A027A		T6	A056
		A028		T7	A096
R53	A029	T8	A098		
R54	A030	T9	A058		
R55	A027	T10	A061		
R56	A031	T11	A100		
R57	A032	T12	A101		
R58	A083	T13	A102		
R59	A091	T14	A103		
T1		T15	A104		
	A040	Y1	A062		
C1	A053	Y2	A063		
C3	A054				
C4	A041				
C9	A042				
C10					
			3	CR1	A087A

SECTION V INDEX-FIGURE AND ITEM NUMBER CROSS REFERENCE
TO INDEX NUMBER

FIG. NO.	ITEM NO. OR REFERENCE DESIGNATION	INDEX NO.	FIG. NO.	ITEM NO. OR REFERENCE DESIGNATION	INDEX NO.	
3	CR2	A088B				
	CR3	A088A				
	CR4	A088A				
	CR5	A088A				
	CR6	A089A				
	CR7	A090A				
	CR8	A090A				
	F1	A110A				
	R48	A084A				
	RT1	A086A				
	RT2	A086A				
	S1	A023				
		C27		A045B		
		C28		A044A		
		C29		A044C		
		C30		A044A		
		C31		A044B		
		C32		A044B		
		C33		A044C		
		C34		A044C		
		C36		A044C		
		C38		A046B		
		C39		A045B		
		C41		A044C		
		C44		A048A		
		J1		A033		
				A033A		
		J2		A014		
		L1		A050A		
		Q1		A105A		
	Q6	A107A				
	T1	A091A				
	T3	A055A				
	T4	A092A				
	T5	A094A				
	T6	A056A				
	T7	A096A				
	T8	A098A				
	T9	A058A				
	T11	A100A				
	T12	A101A				
	T13	A102A				
	T15	A104A				
5	R49	A085A				
	S1	A112A				
6	Q9	A108A				
	Q10	A108A				

SECTION VI INDEX-REFERENCE DESIGNATION CROSS REFERENCE
TO INDEX NUMBER

REFERENCE DESIGNATION	INDEX NO.	REFERENCE DESIGNATION	INDEX NO.	REFERENCE DESIGNATION	INDEX NO.
C1	A040	C46	A048	Q10	A108 A108A
C3	A053	C47	A041	R1	A065 A066
C4	A054	C48	A015	R3	A067
C9	A041	C49	A015	R4	A068
C10	A042	C50	A015	R5	A069
C12	A099	C51	A015	R6	A070
C13	A041	C52	A041	R8	A071
C14	A095	C53	A049	R9	A060
C16	A057	CR1	A087 A087A	R13	A072
C20	A041	CR2	A088 A088B	R14	A018
C21	A043	CR3	A088 A088A	R16	A073
C23	A059	CR4	A088 A088A	R17	A022
C27	A041 A045B	CR5	A088 A088A	R18	A072
C28	A044 A044A	CR6	A089 A089A	R20	A074
C29	A044C A045	CR7	A090 A090A	R21	A072
C30	A044 A044A	CR8	A090 A090A	R22	A066
C31	A044 A044B	F1	A110A	R25	A075
C32	A044 A044B	J1	A033 A033A	R26	A076
C33	A044 A044C	J2	A014	R27	A068
C34	A044 A044C	L1	A050 A050A	R28	A075
C35	A046	L2	A064	R29	A075 A077
C36	A044C A046	L3	A051	R30	A078
C37	A041	Q1	A105 A105A	R31	A076
C38	A046 A046B	Q2	A106	R32	A079
C39	A045 A045B	Q3	A106	R33	A071
C40	A047	Q4	A106	R34	A080
C41	A044C A046	Q5	A106	R35	A073
C42	A047	Q6	A107 A107A	R36	A027A
C43	A041	Q7	A107	R37	A073
C44	A048 A048A	Q8	A107	R38	A081
C45	A046	Q9	A107 A108A	R39	A072
				R41	A068
				R42	A082
				R43	A066
				R44	A067
				R45	A083

14

SECTION VI INDEX-REFERENCE DESIGNATION CROSS REFERENCE
TO INDEX NUMBER

REFERENCE DESIGNATION	INDEX NO.	REFERENCE DESIGNATION	INDEX NO.	REFERENCE DESIGNATION	INDEX NO.
R46	A073	T15	A104 A104A		
R47	A068				
R48	A084 A084A	Y1	A062		
		Y2	A063		
R49	A085 A085A				
R51	A026				
R52	A027 A027A				
R53	A028				
R54	A029				
R55	A030				
R56	A027				
R57	A031				
R58	A032				
R59	A083				
RT1	A086 A086A				
RT2	A086A				
S1	A023 A112A				
T1	A091 A091A				
T2	A052				
T3	A055 A055A				
T4	A092 A092A				
T5	A094 A094A				
T6	A056 A056A				
T7	A096 A096A				
T8	A098 A098A				
T9	A058 A058A				
T10	A061				
T11	A100 A100A				
T12	A101 A101A				
T13	A1012 A102A				
T14	A103				

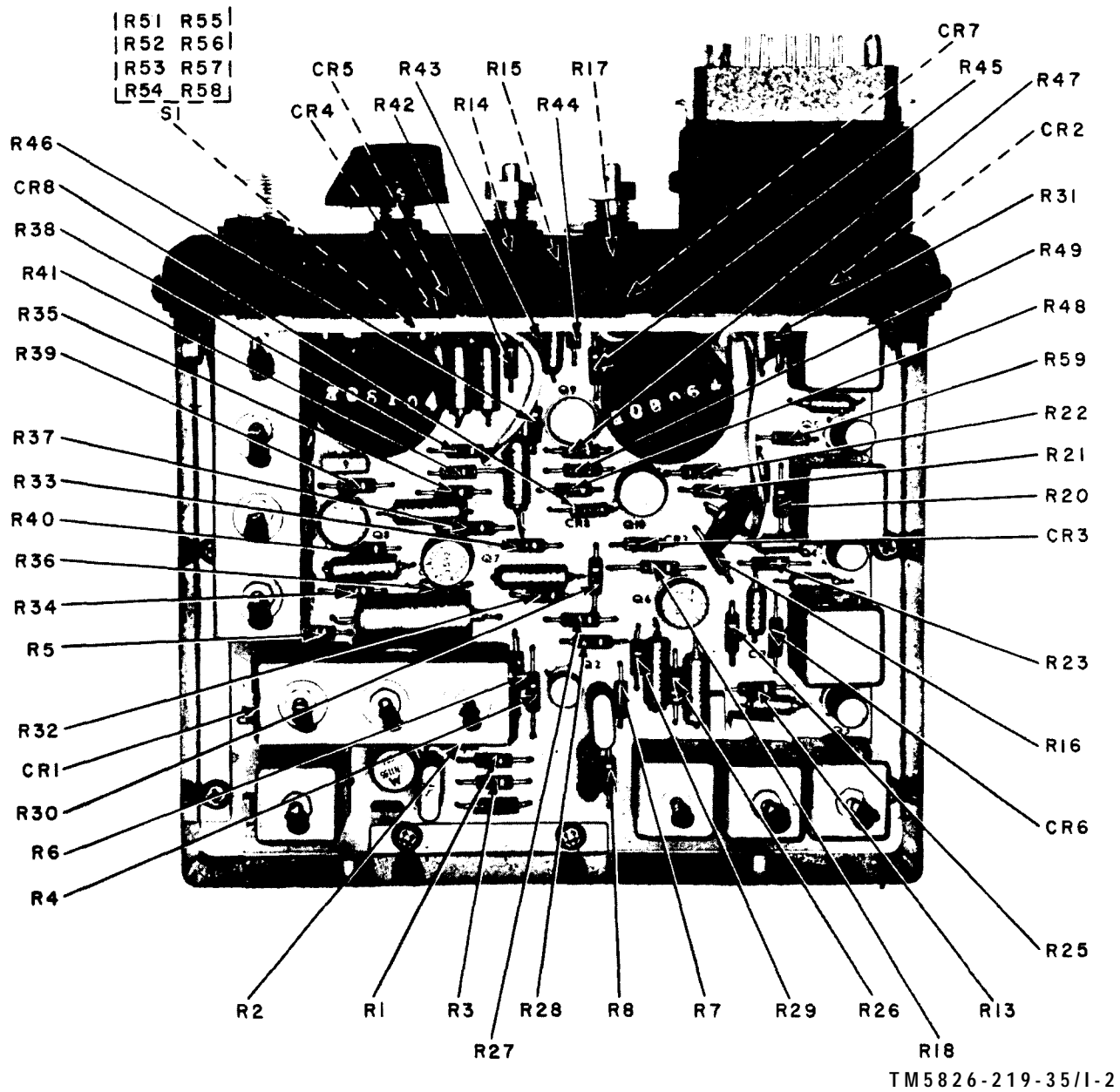
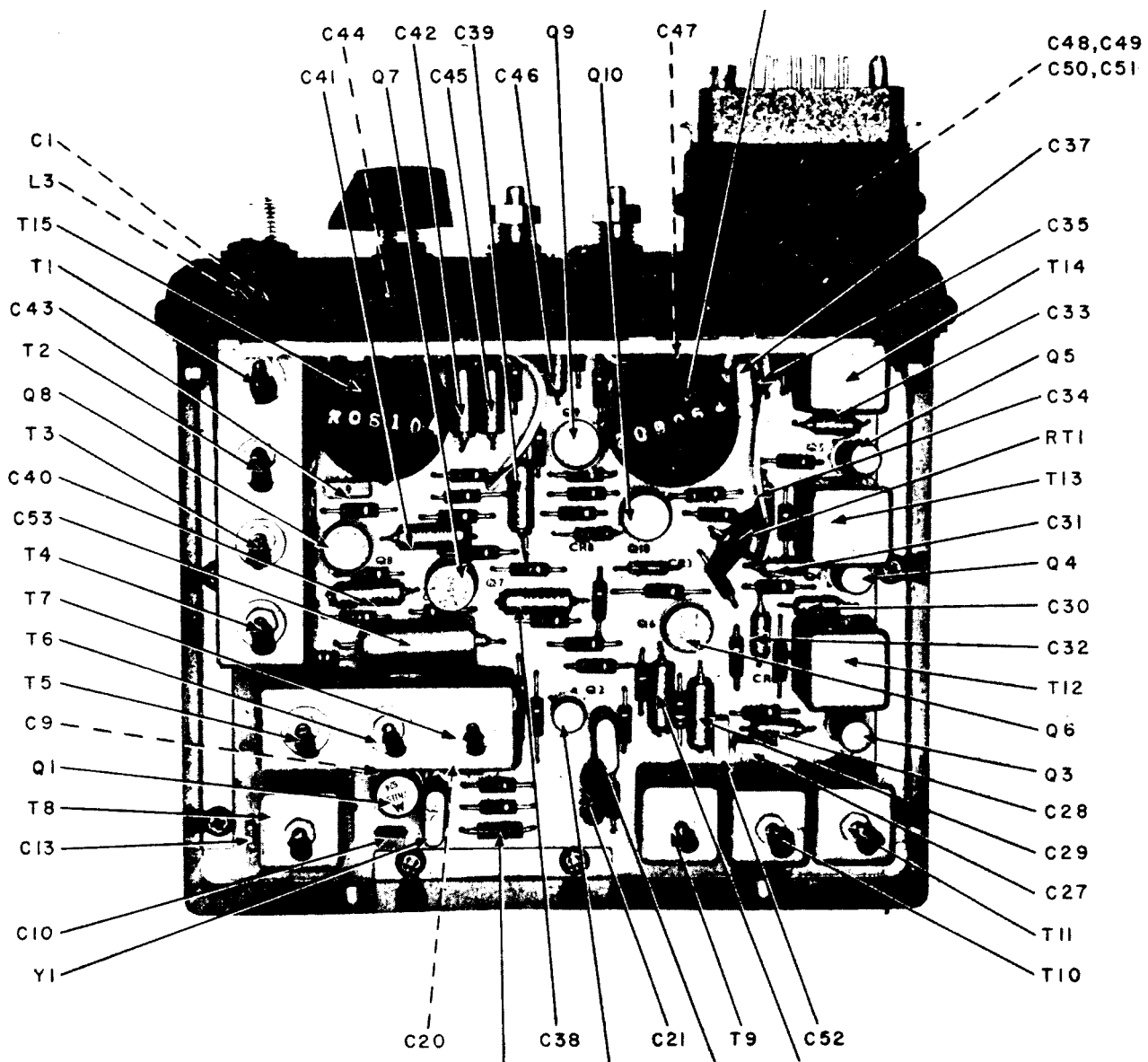
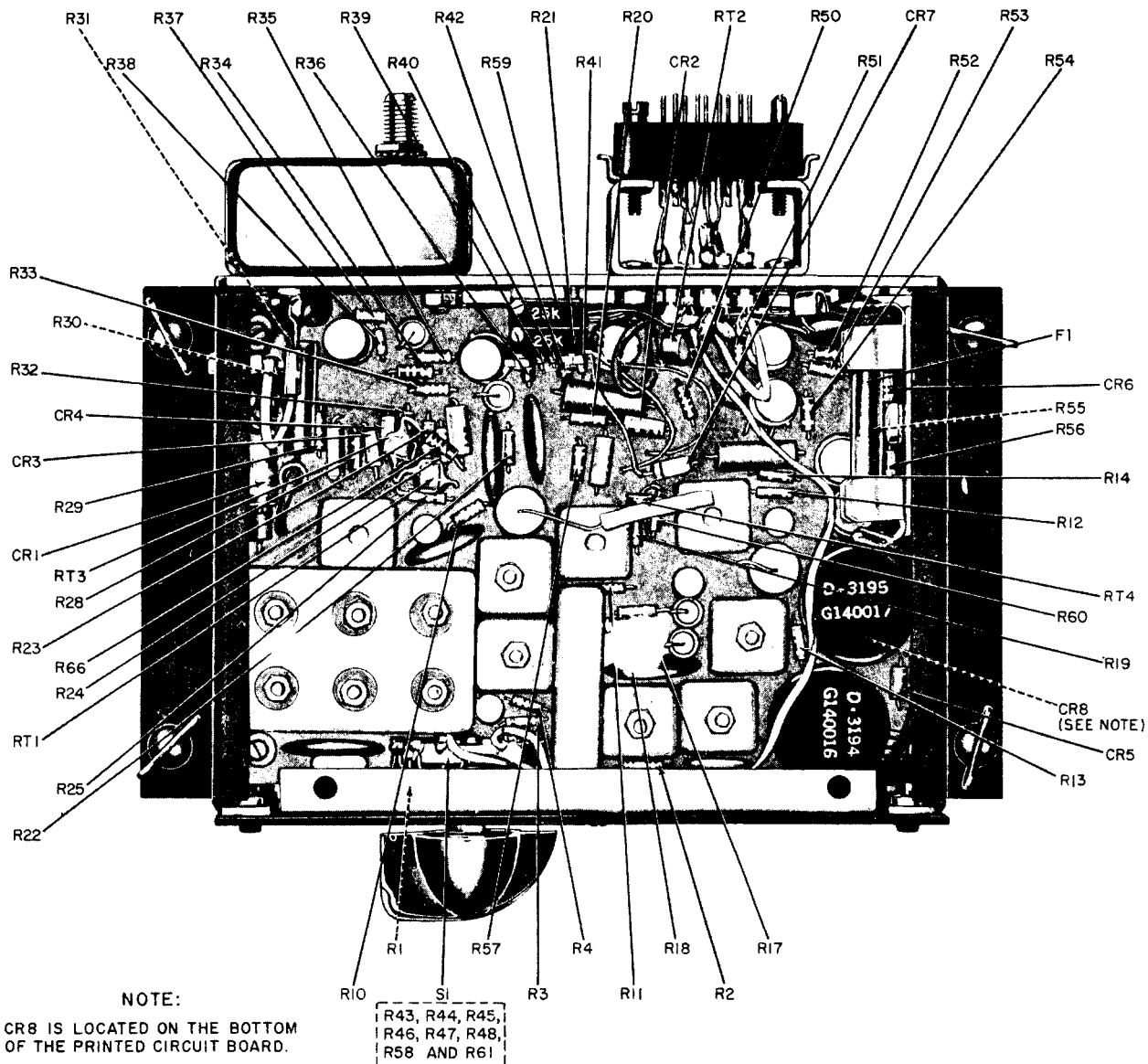


Figure 1. Receiver, Radio R-1041B/ARN, resistors.



TM5826-219-35/I-1

Figure 2. Receiver, Radio R-1041B/ARN, parts location.



TM5826-219-35-3

Figure 3. Receiver, Radio R-1041A/ARN, parts location.

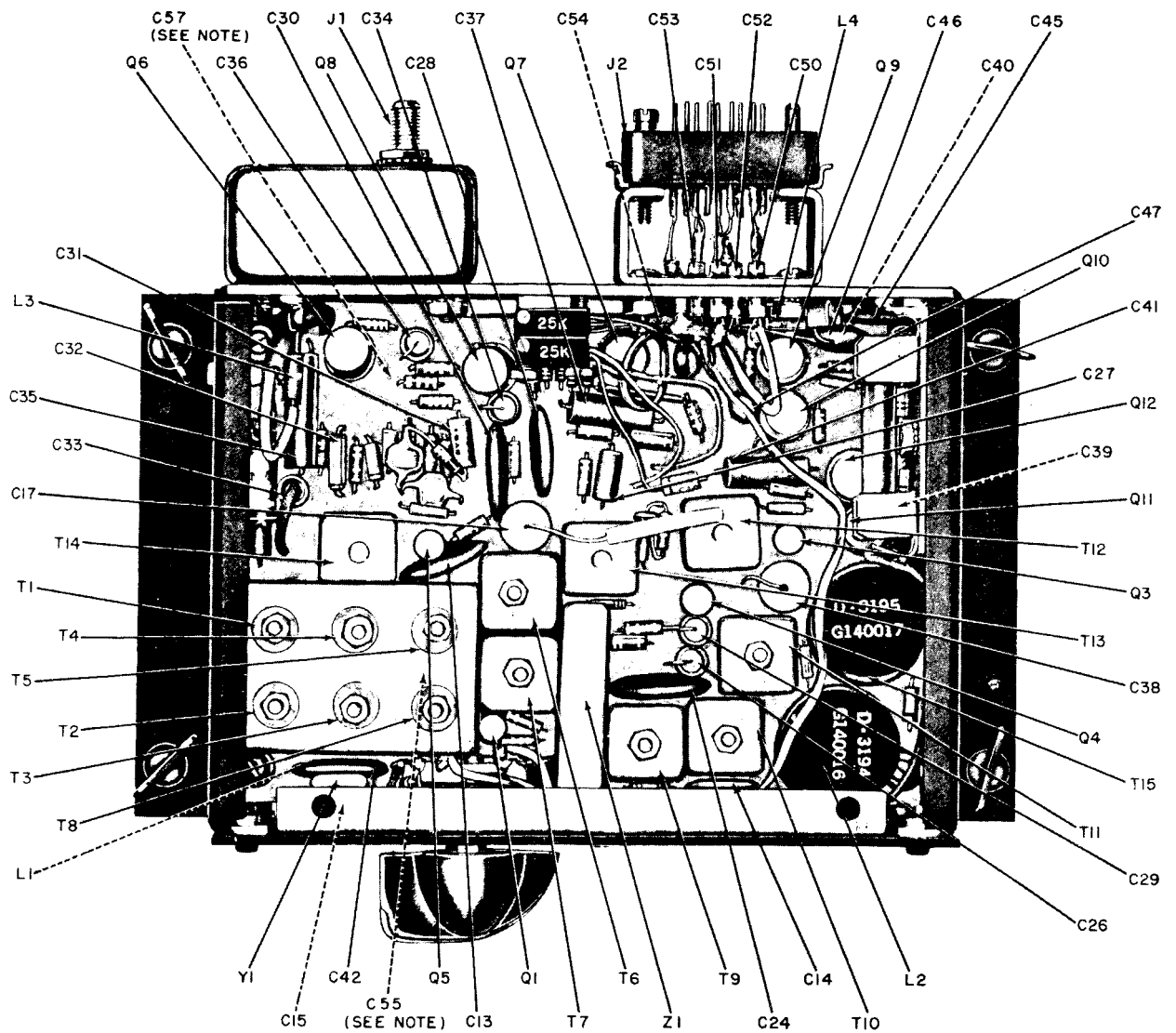
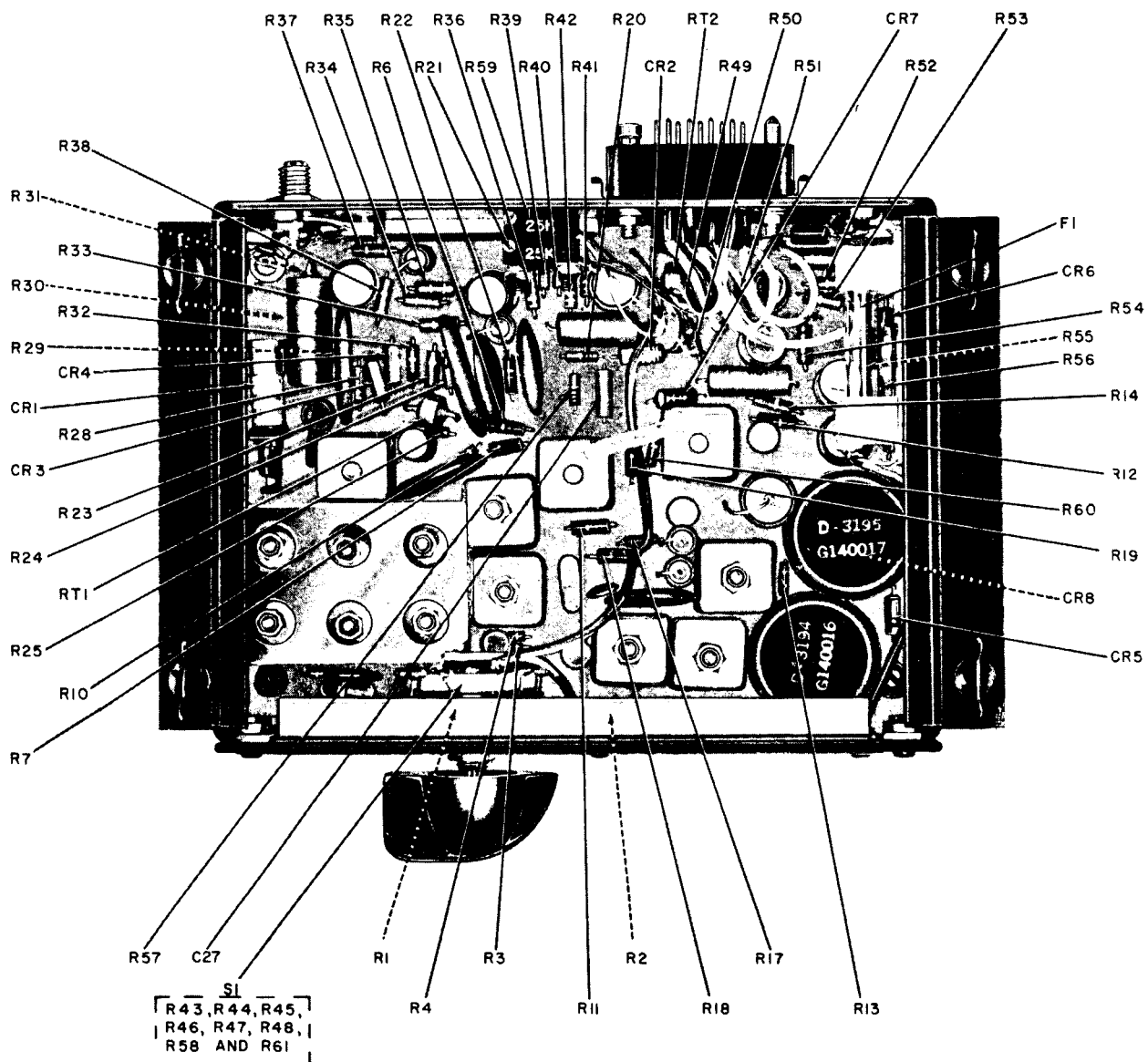
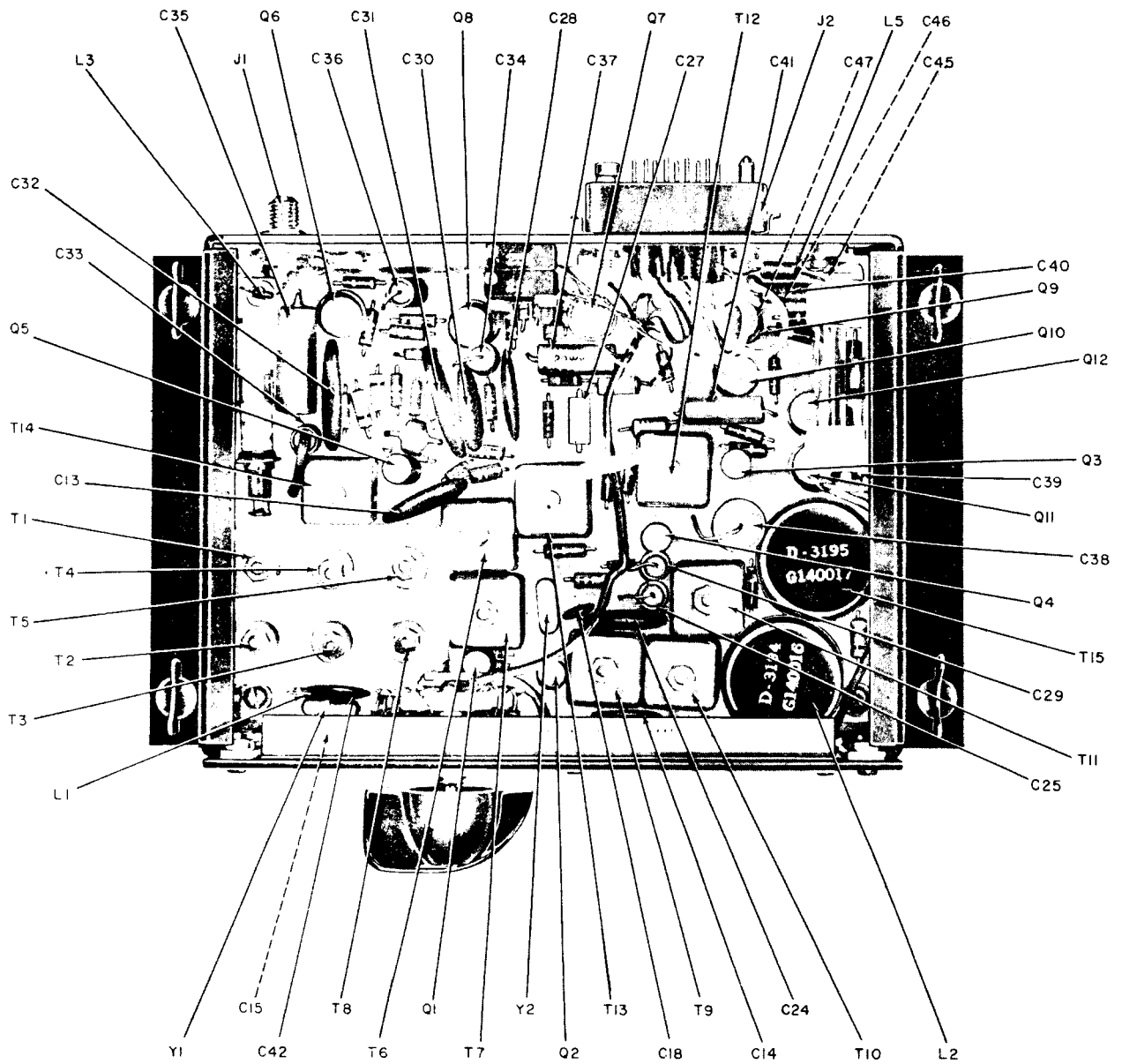


Figure 4. Receiver, Radio R-1041A/ARN, parts location.



TM5826-219-35-5

Figure 5. Receiver, Radio R-1041/ARN, parts location.



TM5826-219-35-6

Figure 6. Receiver, Radio R-1041/ARN and R-1041A/ARN, parts location.

By Order of the Secretary of the Army:

W. C. WESTMORELAND,
General, United States Army,
Chief of Staff.

Official:

KENNETH G. WICKHAM,
Major General, United States Army,
The Adjutant General.

Distribution:

To be distributed in accordance with DA Form 12-36 requirements of one (1) copy to each account.

☆ U.S. GOVERNMENT PRINTING OFFICE : 1990 - 262-912 (30183)

